















## Little Wandle – Letters and Sounds Revised

Phonemes we will be focusing on this week in school -							
	ai		ee		ur		ow
	igh		oa		oi		ear
	oo		oo		air		er
	ar		or				

**We will be reading and writing words.** Can you spot segment and blend these words and spot this week's phonemes?

sharp	shark	sheep	cheep
queen	tooth	short	thinker
powder	church	corner	farmer
torch	chain	shower	march

**We will be reading sentences.** Can you spot any tricky words? Can you segment and blend the words and look out for this week's phonemes?

The sheep march up the hill and into the sunset.

We tell the farmer that his goat has got into the shower.

**We will be practising tricky words.** Can you spot the tricky part of the word?

no      of      to      into      she      he      we

## Maths

This week, the children have consolidated their understanding of the composition of numbers by investigating the numbers within 7. Composing and de-composing numbers involves investigating part-part-whole relations, e.g. seeing that 7 can be made of 5 and 2.

The following Numberblocks episode supports this learning - Numberblocks Series 2: Seven

<https://www.bbc.co.uk/iplayer/episode/b08pgqt4/numberblocks-series-2-seven>

- Collect 7 different toys and a piece of blue cloth or paper to represent a pond. Move some of the toys onto the pond. How many [toys] are on the pond? How many are on the side? Are there still 7 altogether? Ensure that all the toys remain visible.
- Build a tower of 7 cubes. Ask your child to check that there are 7! Say you are going to hide them behind your back and snap some off. Show your child the cubes that have been snapped off. Ask them, what do you think I have I got left behind my back? How do you know?