



# Year 2 Homework

Spring 1 : Week 2



## **Daily Reading**

Share a book with somebody at home. It could be your school book, something online, a library book or one of your own. You can ask your grown up to read some to you too. Once finished, tell them what it was about, what you liked/disliked and if there were any new words that you learnt. Maybe you could jot them in your reading journal too. Remember to get it signed so that you can earn stickers for 20 reads at home, 50 and more! As Dr Seuss said, 'The more that you read, the more things you will know. The more that you learn, the more places you will go'.



## **Spellings**

Choose three words from the year 1 or 2 spelling list. Choose a way to practise from the list of suggestions. Then write them in a sentence. Remember to use capital letters, finger spaces and full stops. Challenge: Can you think of any other words that have the same spelling pattern? Can you practise more than 3 words? Are there any new words that you have come across when reading? Could you practise spelling these?

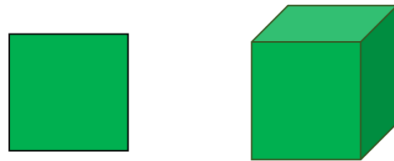


## Maths

Think about what we have been learning in school this week. Then look at the statements below and discuss whether you think they are true or false. Write the answers in your homework book. Challenge; Can you write your explanations too?

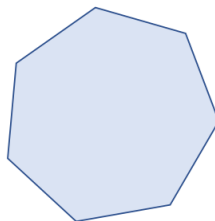
1. **True or False?** Recognise 2-D and 3-D shapes

These shapes are both squares.



2. **True or False?** Count sides on 2-D shapes

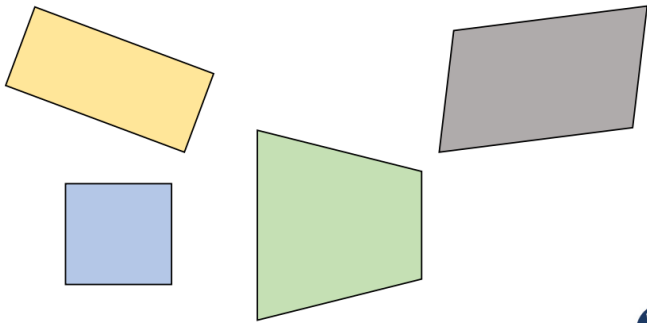
This shape is an octagon.



3.

**True or False?** Count vertices on 2-D shapes

All of these shapes have 4 vertices.

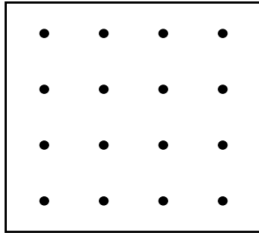


White Rose Maths

4.

**True or False?** Draw 2-D shapes

It is possible to draw two identical rectangles on the geoboard.



White Rose Maths

## COMPREHENSION

I understand  
what I read.

### Reading Comprehension

## Amba's Birthday Surprise

10 Amba woke up a long time before the sun came  
16 through her bedroom window that morning.  
24 Today was her seventh birthday! She leapt out  
33 of bed quickly and ran downstairs to the living  
43 room. She could see pink balloons and a pile of  
50 presents wrapped in paper. Mum came carefully  
58 into the room holding a big, brown box.

67 "Why don't you open this one first?" she asked  
70 with a smile.

80 Amba peered at the box. It had little holes cut  
91 out of the top. She lifted the lid off slowly and  
102 gave a gasp. Lying on a soft, cosy blanket was a  
111 tiny, grey kitten. This was the best birthday ever!



## Quick Questions



1. How old is Amba?

\_\_\_\_\_



2. Find and copy a word which shows that Amba was surprised when she saw the kitten.

\_\_\_\_\_



3. Why were there holes in the big, brown box?

\_\_\_\_\_

\_\_\_\_\_



4. What do you think Amba did next?

\_\_\_\_\_

\_\_\_\_\_

\_\_\_\_\_



### **Further optional homework**

Here are some more ideas to support home learning. Please feel free to write in your homework book.

- Practise skip counting in 2's, 3's, 4's, 5's and 10's forwards and backwards from any number. Practise 2, 3, 4, 5 and 10 times tables. Can you recall these in any order?
- Choose a game to play on Nrich to develop problem solving and mathematical thinking skills. [Games - Lower Primary \(maths.org\)](https://www.nrich.org/games-lower-primary)
- Go on BBC Bitesize and learn about something that interests you or research some more information about things we have been learning in class. (eg, Woodland animals, life cycles of humans and animals, the effects of exercise on our bodies, how to stay healthy and hygienic) Write about it in your homework book for you to share with your teacher. [KS1 - England - BBC Bitesize](https://www.bbc.com/bitesize)