

Year 2 Homework

Spring 1 : Week 3



Daily Reading

Share a book with somebody at home. It could be your school book, something online, a library book or one of your own. You can ask your grown up to read some to you too. Once finished, tell them what it was about, what you liked/disliked and if there were any new words that you learnt. Maybe you could jot them in your reading journal too. Remember to get it signed so that you can earn stickers for 20 reads at home, 50 and more! As Dr Seuss said, 'The more that you read, the more things you will know. The more that you learn, the more places you will go'.



Spellings


Choose three words from the year 1 or 2 spelling list. Choose a way to practise from the list of suggestions. Then write them in a sentence. Remember to use capital letters, finger spaces and full stops. Challenge: Can you think of any other words that have the same spelling pattern? Can you practise more than 3 words? Are there any new words that you have come across when reading? Could you practise spelling these?



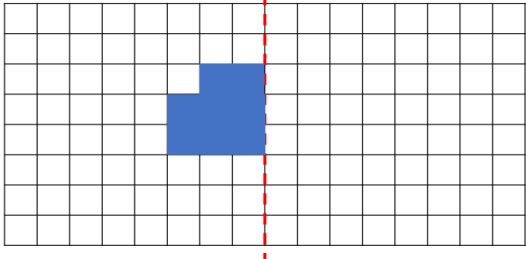
Maths

Think about what we have been learning in school this week. Then look at the statements below and discuss whether you think they are true or false. Write the answers in your homework book. Challenge; Can you write your explanations too?

1. **True or False?** Use lines of symmetry to complete shapes



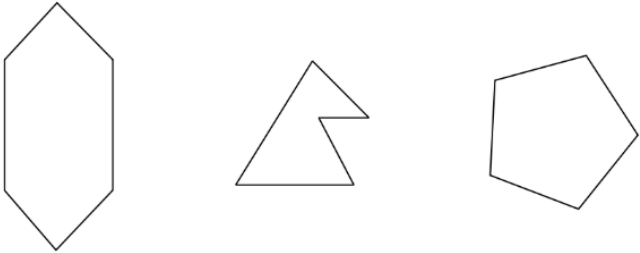
I need to shade four squares to complete this shape.



White Rose Maths

2. **True or False?** Sort 2-D shapes

Two of these shapes have 5 sides.




White Rose Maths

3.

True or False ?

Count faces on 3-D shapes

A square-based pyramid has 4 faces.




White
Rose
Maths

4.

True or False ?

Count edges on 3-D shapes

A cube and a cuboid have the same number of edges.



White
Rose
Maths

A Scarecrow's Job

- 6 There he stands alone and still,
 12 In the middle of the field,
 19 With his dungarees and straw for hair,
 23 Forever with eyes peeled.
- 29 Through every season he's always there,
 34 Despite the sun or snow,
 39 Upright on his wooden frame,
 44 As if on tall tiptoe.
- 49 Over in a nearby hedge,
 56 A flock of pigeons wait to dive,
 65 Surely one day the straw man in the field,
 69 Will no longer survive?
- 76 But no, the scarecrow still stands tall,
 80 Making the farmer proud,
 85 Wearing a little knowing grin,
 90 Until the crops are ploughed.



Quick Questions



1. Where does the scarecrow stand?



2. Which phrase has the poet used to show that the scarecrow never blinks?



3. Why does he wear 'a little knowing grin'?



4. Do you think the pigeons will ever get the crops?



Further optional homework

Here are some more ideas to support home learning. Please feel free to write in your homework book.

- Practise skip counting in 2's, 3's, 4's, 5's and 10's forwards and backwards from any number. Practise 2, 3, 4, 5 and 10 times tables. Can you recall these in any order?
- Choose a game to play on Nrich to develop problem solving and mathematical thinking skills. [Games - Lower Primary \(maths.org\)](https://www.nrich.org/games-for-lower-primary)
- Go on BBC Bitesize and learn about something that interests you or research some more information about things we have been learning in class. (eg, Woodland animals, life cycles of humans and animals, the effects of exercise on our bodies, how to stay healthy and hygienic) Write about it in your homework book for you to share with your teacher. [KS1 - England - BBC Bitesize](https://www.bbc.com/bitesize)