



Year 2 Homework

Summer Term

Week Commencing 22.04.24



Daily Reading

Share a book with somebody at home. It could be your school book, something online, a library book or one of your own. You can ask your grown up to read some to you too. Once finished, tell them what it was about, what you liked/disliked and if there were any new words that you learnt. Make sure you record your read in your reading record! Get it signed so that you can earn stickers and rewards for 20, 50, 100 and more reads at home. **You could challenge yourself by creating a book review, character description or even predicting what the next page could be!**

As Dr Seuss said, 'The more that you read, the more things you will know. The more that you learn, the more places you will go'.



Spellings

bath

beautiful

because

These are the three spelling words of the week from the Year 2 common exception word list. Use the 'look, cover, write, check' method to see if you can remember them! You could also write them in a sentence, using bubble letters or any other creative way to get them stuck in your brain!


Writing

Over the next four weeks we will look at four different types of sentences. They are: statements, questions, commands and exclamations. Look at the sentence type for this week and practise writing some examples. They could link in with our new enquiry question 'Should we always accept help from others?' or a topic you are passionate about. This week we will focus on:

Questions

Questions are sentences that ask you something. They usually end with a question mark.

What is your favourite sea creature?



Maths


Think about what we have been learning in school this week. Then look at the statements below and decide if they are true or false. Write them in your homework book. Challenge; Can you show your working out?

1.

True or False ?

Equal and unequal parts

The rectangle has been divided into equal parts.

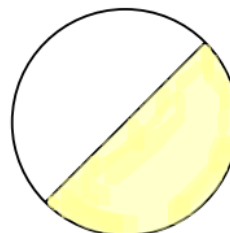
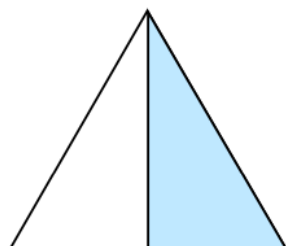
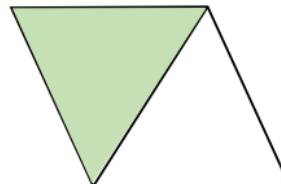



2.

True or False ?

Recognise a half


Each shape has one half shaded.



3.

True or False ? Find a quarter


The circle shows $\frac{1}{4}$ of the strawberries.



4.

True or False ? Find a third

$\frac{1}{3}$ of the beanbags are yellow.





Further optional homework

Here are some more ideas to support home learning. Please feel free to write in your homework book.

- Practise skip counting in 2's, 3's, 4's, 5's and 10's forwards and backwards from any number.
- Practise 2, 3, 4, 5 and 10 times tables. Can you recall these in any order?
- Choose a game to play on Nrich to develop problem solving and mathematical thinking skills. [Games - Lower Primary \(maths.org\)](https://www.nrich.maths.org/)
- Can you teach someone at home how to use a number line to solve addition and subtraction problems? Remember that explaining and teaching someone how to do something helps it to 'stay in your brain' too. You both learn at the same time!
- Go on BBC Bitesize and learn about something that interests you or research some more information about things we have been learning in class. (eg, Woodland animals, life cycles of humans and animals, the effects of exercise on our bodies, how to stay healthy and hygienic) Write about it in your homework book for you to share with your teacher. [KS1 - England - BBC Bitesize](https://www.bbc.com/bitesize)
- Maybe you could keep a record of any exercise that you do and write how you felt before/during and after?
- You could make up a game with a ball or sock and include a rule and how to score points? Can you think of a way to make it easier/more challenging?
- Maybe you could cook something with an adult and write how you did it. This would be a set of instructions which need to include imperative verbs, just like we have been doing in class. Can you tell someone at home what an imperative verb is? Can you remember?