





Little Wandle – Letters and Sounds Revised

**Phonemes we have learnt this week –**

	<p><b>Pronunciation Phrase – v</b> Put your teeth against your bottom lip and make a buzzing <b>v v v v v v v v v v</b></p>		<p><b>Pronunciation Phrase - x</b> Mouth open, then push the <b>cs/x</b> sound through as you close your mouth <b>cs cs cs</b> (<b>x x x</b>)</p>
	<p><b>Pronunciation Phrase – w</b> Pucker your lips and keep them small as you say <b>w w w w w w w w w w</b></p>		<p><b>Pronunciation Phrase - y</b> Smile, tongue to the top of your mouth, say <b>y</b> without opening your mouth <b>yyy</b></p>

Please watch this video clip which demonstrates how to pronounce each sound:

<https://www.littlewandlelettersandsounds.org.uk/resources/for-parents/>

Look at the pictures below. Write down the words to match each picture.

Remember to sound talk the word to break it down. For example: dog...d-o-g. The first sound is 'd'.

